

ROM™

THE SPACE KNIGHT

Ages 6 and up

Rules © 1979 Parker Brothers, Beverly, MA 01915. Printed in U.S.A.

EQUIPMENT

1 ROM™ Action Figure • 1 Power Cord • 3 plastic Accessories consisting of: 1 Translator, 1 Neutralizer and 1 Energy Analyzer.

TECHNICAL INFORMATION ABOUT ROM™. BEFORE OPERATING, PLEASE READ THIS SECTION CAREFULLY.

PROPER CARE

The electronic brain in ROM™ is made of many delicate parts. Therefore:

- Never take ROM apart.
- Don't drop or jolt ROM.
- Take care not to get ROM wet.

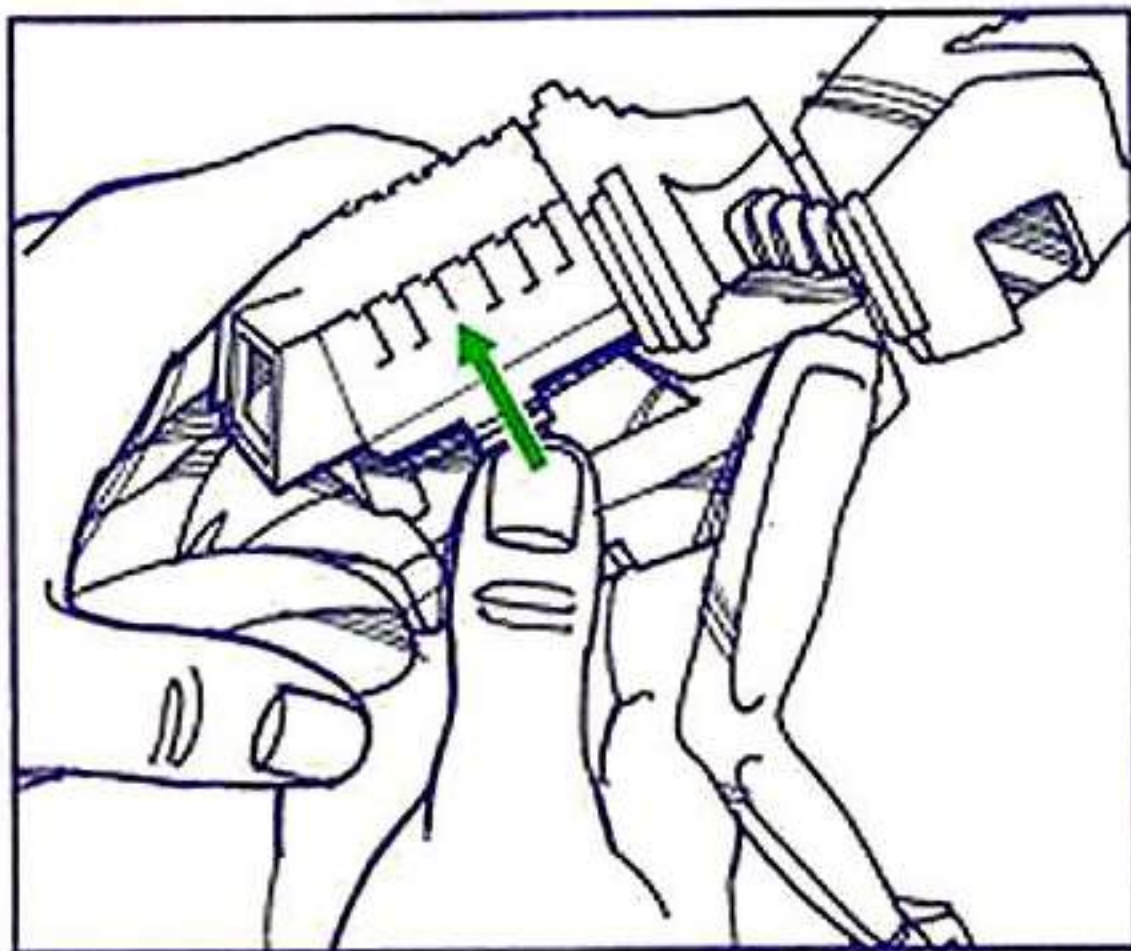
BATTERY

ROM is completely portable when powered by a 9-volt battery. We strongly recommend that you use only an **ALKALINE BATTERY**: it will work much better than a regular carbon battery.

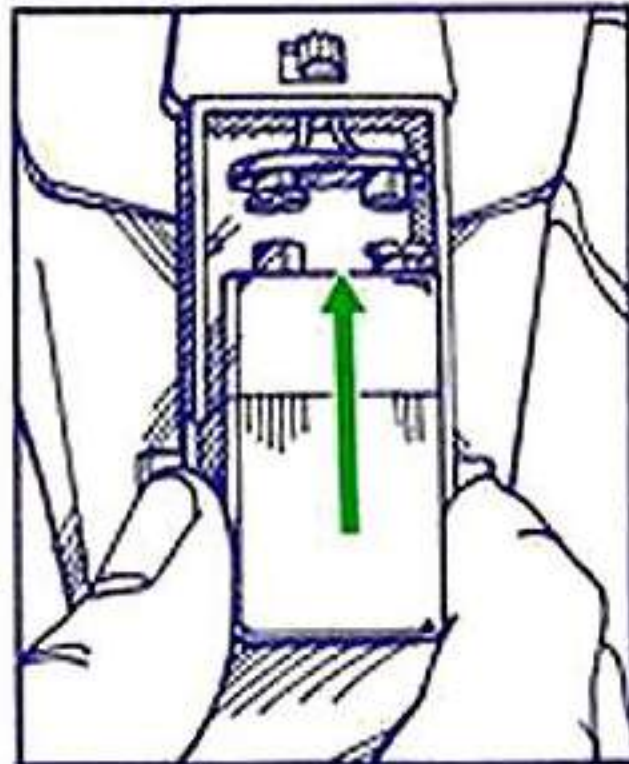
BATTERY INSTALLATION

a. The rocket pack on ROM also serves as his battery cover.

b. To remove the cover, first loosen one tab with your thumb, then loosen the other. Now lift the cover straight up and off.



c. Install the battery (+ and -) exactly as shown in the accompanying diagram. If you don't, you may damage ROM permanently. Also make sure to place the battery so it covers all the wires. And make sure that each battery clip is securely fastened.



d. To replace the cover, align it gently atop the compartment. Then snap the cover into place.

BATTERY CARE

To extend the life of the battery, always remove it when storing ROM for long periods of time. To prevent battery leakage—and consequent damage to ROM—*immediately* remove any battery you suspect to be defective.

BATTERY REPLACEMENT

All batteries must eventually be replaced. Therefore, *if you ever find that ROM is not working properly, you probably need a new battery.* If, however, any problems should occur with a *new* battery, check to make sure you've installed it correctly.

ON/OFF SWITCH

To turn ROM™ on, slide his On/Off switch to the right (Figure 1). Once all his feature lights flash on for a moment, ROM will awaken—with lighted eyes and chest, and a pulsing energy sound.

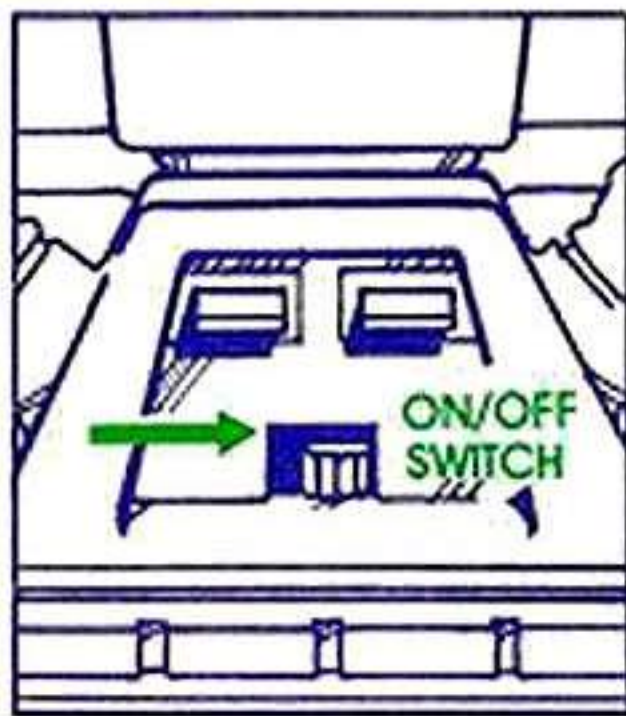


Figure 1

COMMAND BUTTONS

You control the power of ROM by means of his two Command Buttons (Figure 2). Once ROM is turned on, use the left button to *program* the feature or accessory you want, then use the right button to *activate* it.

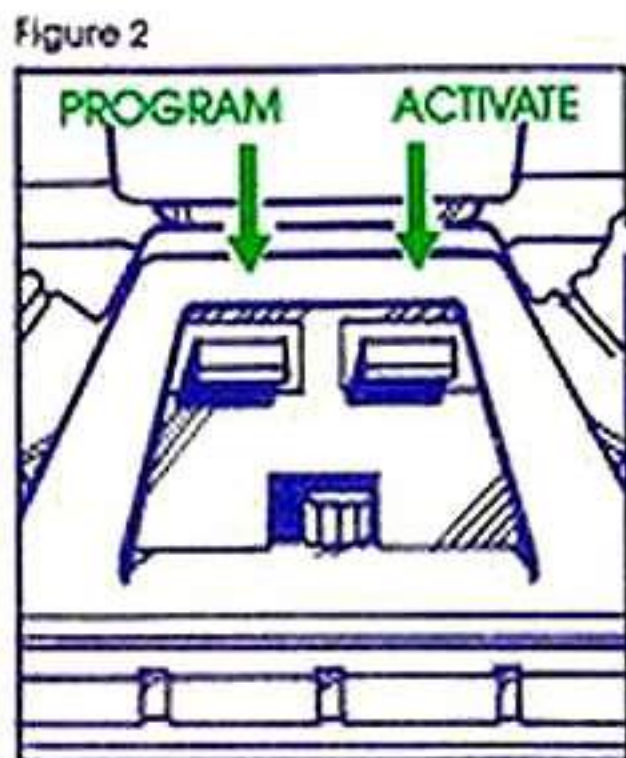


Figure 2

BUILT-IN FEATURES

The two built-in features on ROM require no accessory hook-up. To use them, simply follow these directions:

Rocket Pack. Press the left button **ONCE**. Then press the right button and *hold it down*. The rocket lights and sound will remain activated as long as you hold the button down.

Respirator. Press the left button **TWICE** and the breathing sounds will automatically start. These sounds will continue until you either re-program ROM or turn him off.

ACCESSORIES

The three accessories are: the Translator, the Neutralizer and the Energy Analyzer. Before you can use one, you must first connect it to ROM. Here's how:

a. First, plug the pointed end of the Power Cord into the ROM Accessory Power Outlet. Then insert the Power Cord's opposite end into the back of the accessory (Figure 3).

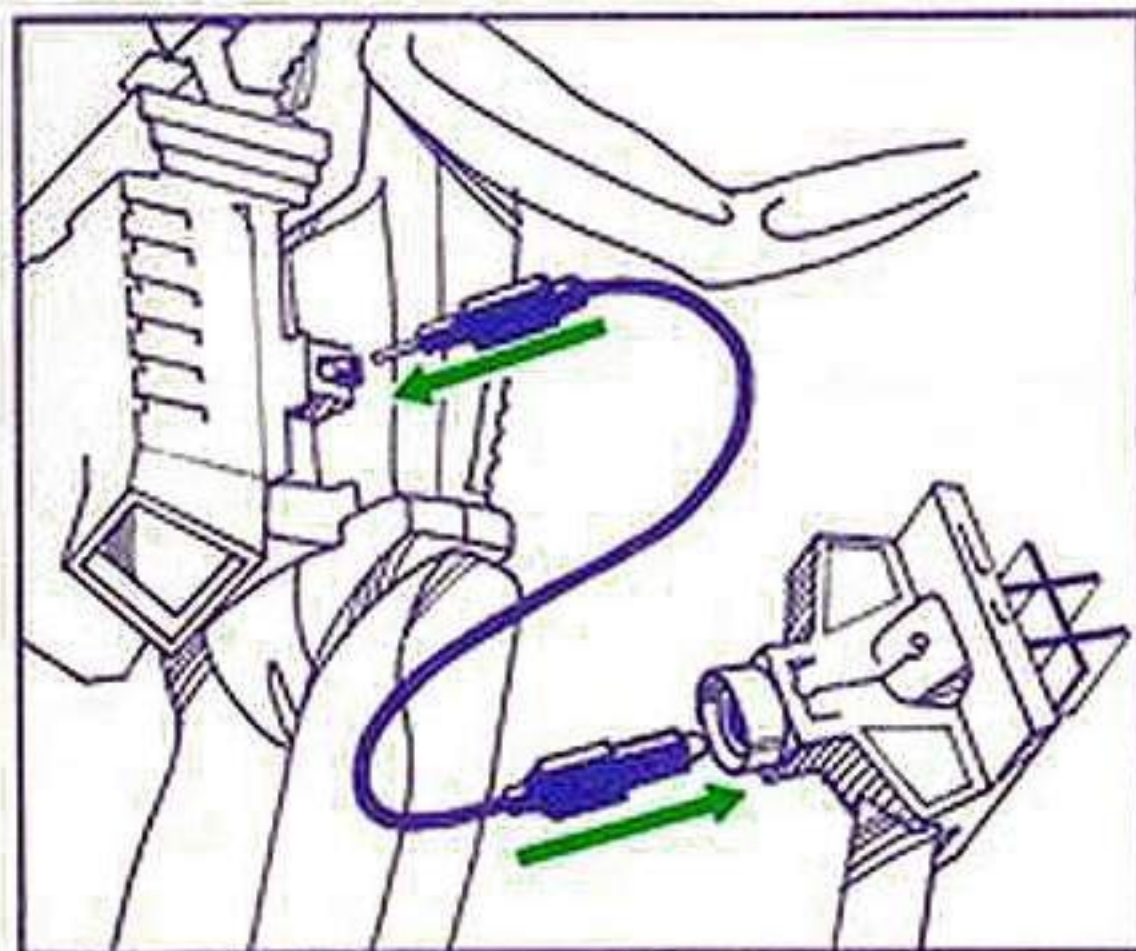


Figure 3

b. Now secure the accessory by sliding its handle into the *right hand grip* on ROM (Figure 4).

Note: The Translator requires ROM to use *both* hands.

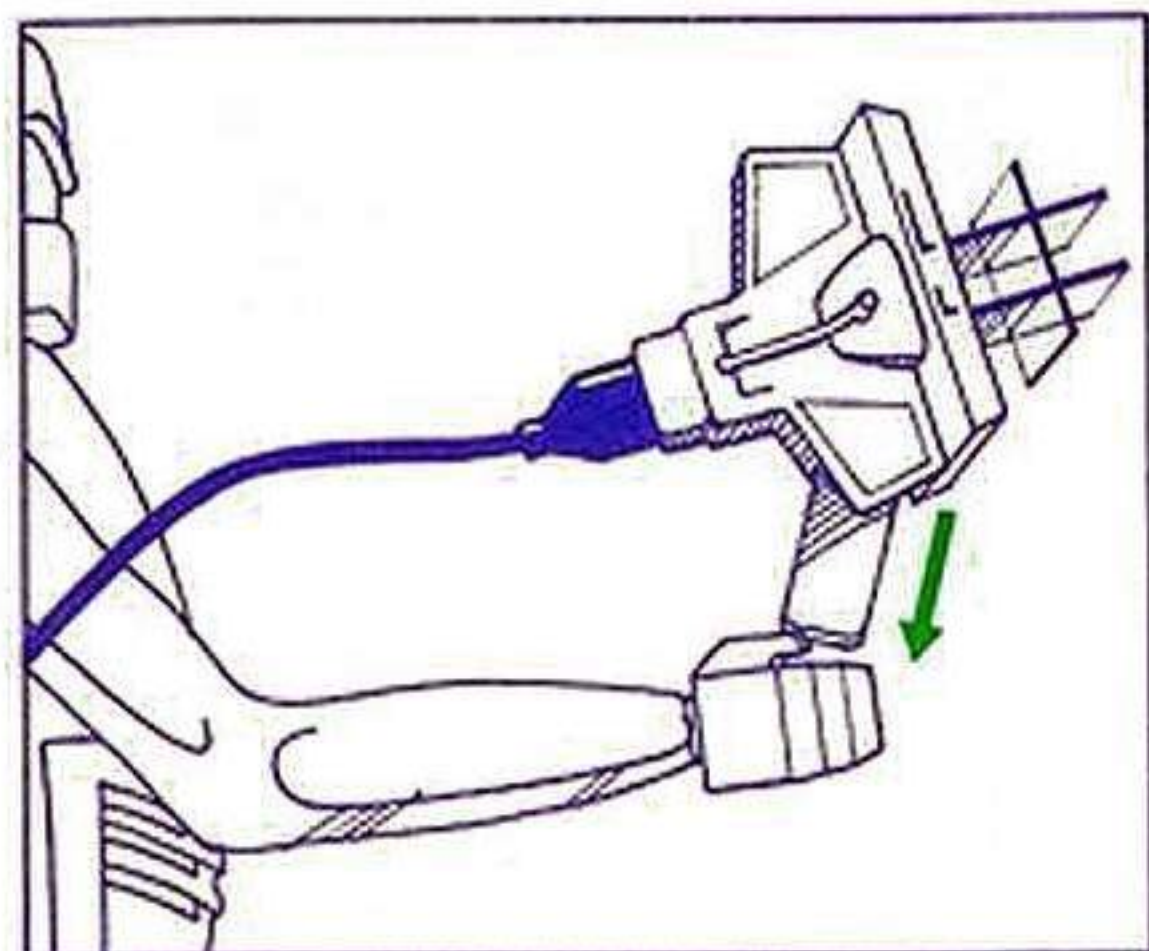


Figure 4

Once you've connected the accessory you want, you're ready to use the Command Buttons.

Translator. Press the left button **THREE TIMES**. Then press the right button and *hold it down*. The translator lights and sound will remain activated as long as you hold the button down.

Neutralizer. Press the left button **FOUR TIMES**. This will produce a "power-up" energy sound. Now press the right button and *hold it down*. The neutralizer lights and sound will remain activated as long as you hold the button down.

Energy Analyzer. Press the left button **FIVE TIMES**. This will produce a different "power-up" energy sound. Now press the right button as many times as you like. Each time you do, you'll hear either one or two gong sounds. One gong sound signifies "good", two gong sounds signify "evil".

We will be happy to answer questions about ROM!™ Parker Brothers, P.O. Box 1012, Beverly, MA, 01915. Attention: Consumer Response Dept.

180-DAY LIMITED WARRANTY

PARKER BROTHERS warrants, subject to the conditions below, that if the components of this product prove defective because of improper workmanship or material during the period of 180 days from the date of original purchase, PARKER BROTHERS will repair the product or replace it with a new or repaired unit, without charge, or will refund the purchase price.

Conditions:

1. Proof of Purchase: The retail sales receipt or other proof of purchase must be provided.

2. Proper Delivery: The product must be shipped, prepaid, or delivered to PARKER BROTHERS (address: 190 Bridge Street, Salem, MA 01970, Attention: Quality Control Dept.) for servicing, either in the original package or in a similar package providing an equal degree of protection.

3. Unauthorized Repair, Abuse, etc.: The product must not have been previously altered, repaired or serviced by anyone other than PARKER BROTHERS; the product must not have been subjected to an accident, misuse or abuse.

EXCEPT TO THE EXTENT PROHIBITED BY APPLICABLE LAW, ALL IMPLIED WARRANTIES MADE BY PARKER BROTHERS IN CONNECTION WITH THE PRODUCT, INCLUDING THE WARRANTY OF MERCHANTABILITY, ARE LIMITED IN DURATION TO A PERIOD OF 180 DAYS FROM THE DATE OF ORIGINAL PURCHASE; AND NO WARRANTIES, WHETHER EXPRESSED OR IMPLIED, INCLUDING THE WARRANTY OF MERCHANTABILITY, SHALL APPLY TO THIS PRODUCT AFTER SAID PERIOD. SHOULD THIS PRODUCT PROVE DEFECTIVE IN WORKMANSHIP AND MATERIAL, THE CONSUMER'S SOLE REMEDY SHALL BE SUCH REPAIR, REPLACEMENT OR REFUND AS IS HEREIN ABOVE EXPRESSLY PROVIDED; AND UNDER NO CIRCUMSTANCES SHALL PARKER BROTHERS BE LIABLE FOR ANY LOSS OR DAMAGE, DIRECT OR CONSEQUENTIAL, ARISING OUT OF THE USE OF, OR INABILITY TO USE, THIS PRODUCT.

SOME STATES DO NOT ALLOW LIMITATIONS ON HOW LONG AN IMPLIED WARRANTY LASTS, OR THE EXCLUSIONS OR LIMITATIONS OF INCIDENTAL OR CONSEQUENTIAL DAMAGES, SO THE ABOVE LIMITATIONS OR EXCLUSION MAY NOT APPLY TO YOU. THIS WARRANTY GIVES YOU SPECIFIC LEGAL RIGHTS AND YOU MAY ALSO HAVE OTHER RIGHTS WHICH VARY FROM STATE TO STATE.

 **PARKER
BROTHERS**