



STAR WARS


©1977 TWENTIETH CENTURY-FOX FILM CORPORATION

Radio Controlled R2-D2™

Beep-boop-creleek. Hi! I'm **R2-D2**!. Let's get ready to have some great STAR WARS fun! First, put in my batteries. You'll need two 9 Volt ALKALINE batteries and two "C" ALKALINE batteries.



1. Take off my battery door. (Push tab down and pull door out gently.)



2. Snap one 9 Volt ALKALINE battery onto my clip.



3. Place two "C" ALKALINE batteries inside me EXACTLY as you see here. Then put my door back on.

Take off battery door in my Transmitter. Snap one 9 Volt ALKALINE battery onto clip. Put battery inside and replace door.




Kenner

Meets or exceeds all safety requirements of Product Standard 72-76




TM - TRADEMARK OF TWENTIETH CENTURY-FOX FILM CORPORATION
Directed by: ©1977 TWENTIETH CENTURY-FOX FILM CORPORATION
©GENERAL MILLS FUN GROUP, INC. 1978
KENNER PRODUCTS, CINCINNATI, OHIO 45202

Next, screw my antenna into the top of the transmitter.




A Bloop-breeda-beep. Here's how you make me go! I work best if you hold my antenna straight

up. Be sure I'm turned on. I walk on smooth surfaces or indoor-outdoor carpeting only.



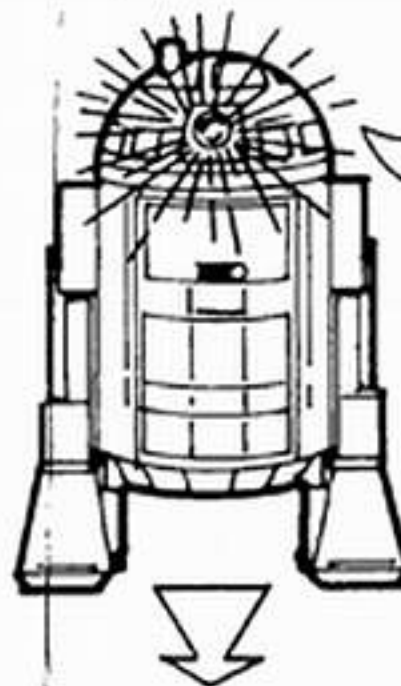
*My head turns in one direction only — CLOCKWISE!



C Beep. To make me walk forward, turn my head so that my red eye faces forward. Then press top part of button on transmitter.

B


- Push top "body" part of button IN to make me walk.
- Push bottom "head" part of button IN to turn my head. My head turns in one direction.



D Baleep. I walk backwards, too! Just turn the red eye to the back of me.

F Baloop. To make me turn right, turn my eye to my right side.

CB INTERFERENCE
If your R2-D2® works normally but from time to time does not respond properly, you are probably picking up CB interference.



E Boop. Turn my eye to my left side, then push top part of button to make me turn left. I will keep turning until you lift your finger from the button.

